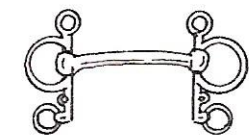
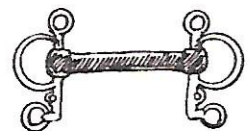


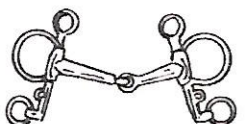
6. PELHAM & KIMBLEWICK MOUTHPIECES



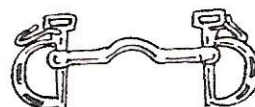
Mullen Mouth Pelham



Hard Rubber Straight Pelham



Jointed Pelham (Severe)



Low Port Kimblewick

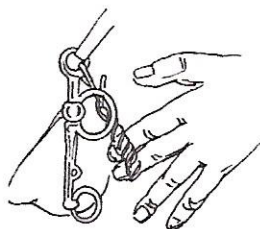
These Pelham and Kimblewick bits, with chain and chainguard, permitted at Rallies, Cross Country, Jumping and Polocrosse only.

Pelham and Kimblewick Bits (with chain and chainguard) are **not** permitted for Dressage

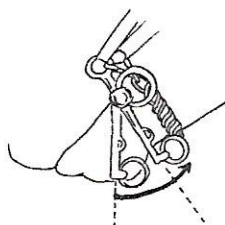
7. DOUBLE BRIDLES

Permitted only for relevant efficiency certificate training and testing.

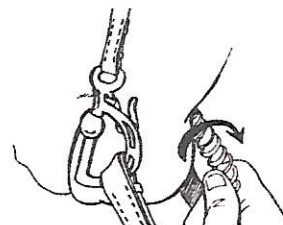
8. CURB CHAIN ADJUSTMENT



Bit rests at corner of lip without wrinkles

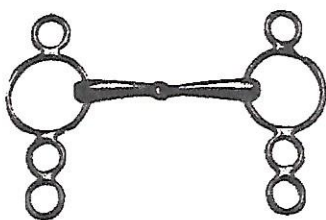


Bit rotates 45 degrees to tighten curb chain



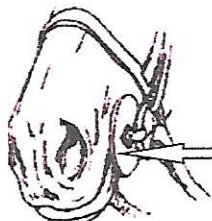
Making the curb chain lie flat.
Twist curb chain clockwise (towards mount's chest) until all the links are flat

9. DUTCH GAG / PESSOA



Permitted for use at Rallies, and for Cross Country and Jumping only

10. BIT GUARDS



NOT permitted in Dressage

11. Bits with chains

Bits with chains are to use a cavesson nose band only.

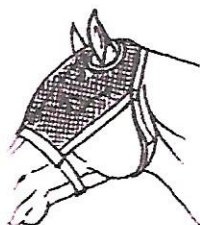
12. EA BITS

Associate and senior riders who hold their C certificate and adult riders with the exception of the PCASA banned list be allowed to use any approved EA bit.

For approved bits see annex at rear of this manual.

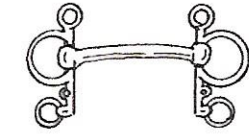
MISCELLENEOUS GEAR

1. FLY VEILS

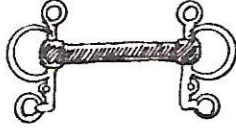


Permitted in extreme circumstances only.
Not permitted in Competition.

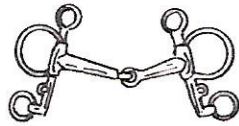
6. PELHAM & KIMBLEWICK MOUTHPIECES



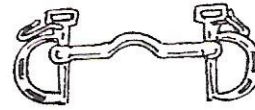
Mullen Mouth Pelham



Hard Rubber Straight Pelham



Jointed Pelham (Severe)



Low Port Kimblewick

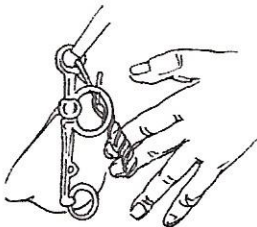
These Pelham and Kimblewick bits, with chain and chainguard, permitted at Rallies, Cross Country, Jumping and Polocrosse only.

Pelham and Kimblewick Bits (with chain and chainguard) are **not** permitted for Dressage

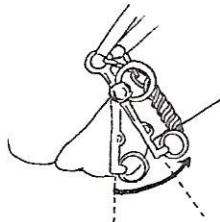
7. DOUBLE BRIDLES

Permitted only for relevant efficiency certificate training and testing.

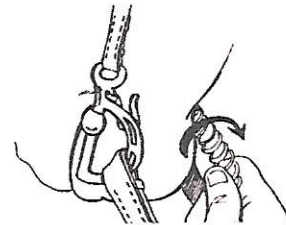
8. CURB CHAIN ADJUSTMENT



Bit rests at corner of lip without wrinkles

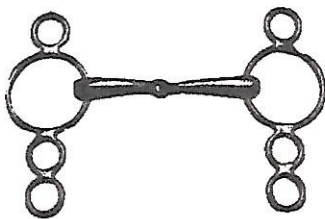


Bit rotates 45 degrees to tighten curb chain



Making the curb chain lie flat.
Twist curb chain clockwise (towards mount's chest) until all the links are flat

9. DUTCH GAG / PESSOA



Permitted for use at Rallies, and for Cross Country and Jumping only