

# STATE CHAMPIONSHIPS

**NOTE:** It is a request from state Executive that Zones/Clubs do not hold events/functions on the same dates as the hosted State or State events/functions are being held.

## **SC PART 01 GENERAL APPROVAL OF STATE SCHEDULES**

Schedules for all State competitions, including all classes must be submitted for approval by the RAC, prior to distribution. It is recommended that the schedule be submitted at least six months prior to the event to allow for necessary changes. Entries will close no more than four weeks prior to the date of the Championships.

The State Office (Executive) will produce the State Championships and Gymkhana schedule as well as the ODE schedule.

The office has a 'macro' schedule into which all information which is to be supplied by the host zones can then be added. The schedules will be photo copied and sent out by the State office to all clubs and zones.

### **1.1 ENTRIES IN STATE ODE CHAMPIONSHIPS & STATE CHAMPIONSHIP/GMYKHANA**

Eligibility- to ride in any State Championship or State Competition riders must be financial members of a SA Pony Club, have 4 qualifications within the 12 mths preceding the event, and if competing in the State ODE Championships or State ODE competition must have a completion at the relevant grade-see following for more information

**1.1.1** If a combination places at Pony Club State Championship they will take points for that grade.

See page 77 Part O6 for grading points

#### **1.1.2 NO PONY CLUB CARD, NO RIDE AT STATE CHAMPIONSHIPS.**

Combinations competing at the State Championships **MUST** send photocopies of the performance/attendance card with the entries

Any combination who does not produce a current Attendance / Performance Card will not be permitted to compete

#### **HC IS NOT ACCEPTED FOR EITHER STATE CHAMPIONSHIP OR STATE EVENT.**

**1.1.3** If a combination upgrades in the four months prior to the date of the State Championships & State competition they will be permitted to ride at the lower grade provided they do not qualify to ride at the higher grade.

**1.1.4** Entries for State ODE Championships should be made direct to the event Secretary. Entry requirements for other events are decided by the organising body and should be stated on the event schedule. Where an entry form is provided by the organiser it should be used if possible. Photo copies of the performance / attendance card **MUST** be sent with entries.

**1.1.5** In team events all Pony Club teams must be nominated by their respective Club Secretaries and Zone teams by their Zone Secretaries. All club and zone teams must consist of riders of pony club age.

**1.1.6** State championships entries through your zone.

**1.1.7** State gymkhana entries through your club.

**1.1.8** All riders **MUST** send in to event secretary photo copies of Attendance/Performance cards including dressage card. (dressage card only required if competing in Prelim/Novice or Elem dressage)

**1.1.9** For all grades all Pony Club and PCASA members wishing to compete at State Championship ODE or State ODE, that combination must have a completion at that grade (or Higher) in the 18 months prior.

## **2.0 VETERINARY**

At State Championships jumping classes, a Veterinary Surgeon will be available on the grounds on a “user pays basis” throughout the competition. It is recommended that a Veterinary Surgeon be in attendance at all cross country phases of One Day Events.

## **3.0 MEDICAL**

A doctor should be present at least during the Show Jumping and Cross Country phases. If it is impossible to obtain the services of a doctor, the minimum alternative is for a current holder of a Senior First Aid certificate to be present. Fall check list to be used by first aider/Doctor in the event of a fall of rider. (form can be found at rear of this rule book)

## **4.0 QUALIFICATIONS**

To qualify for a State Championship ODE and State Competition a combination must obtain four attendance qualifications within the preceding 12 months as for any other event. Grades 5-2-combination must also obtain a completion at the relevant height or higher, in a Pony Club competition or for grade 1 only-combination must obtain a completion in a Pony Club or EA equivalent completion within the preceding 18 months. A “completion” means **not** eliminated from competition. Dispensations will only be considered if applied for on the appropriate form and only in exceptional circumstances.

**4.0.1** Combinations who are riding in State ODE need a completion at that grade or higher in the 18 months prior. State adult riders do not need 4 rally qualifications but must have a completion at that grade or higher in the 18 months prior.

## **5.0 AGE**

Age of competitors is as at the 1<sup>st</sup> January in the year of competition.

## **6.0 PRESENTATIONS**

### **6.1 THE RIDER**

The rider must be appropriately dressed for the presentation. Full pony club uniform/jacket uniform is required. Boots **must** be worn and spurs removed.

## **6.2 THE HORSE**

If there is a rug to be presented to the winner, the winning horse must be led in a bridle. At the time the horse comes forward to receive its rug, there should be no other rugs on the horse. The horse should be tidy and free of sweat. If horses are led to the presentation, it is essential that the organisers specify where horses are to stand, and keep them separate from spectators.

## **7.0 STATE TROPHIES**

**7.1** State Association perpetual trophies will be retained at the State Office. Clubs may apply in writing to hold the trophy. Trophies must be returned to the State Office two months prior to the next competition at which they are to be awarded.

**7.2** State supplies all ribbons for both championships and gymkhana. Rugs are presented for the ODE championships (9 woollen) for grade 1 Individual junior and associate/senior same for grades 2 and 3. For state championship (34 cotton) SADA/Elementary team, A grade show Jumping team, Teams on the flat, mounted games team, for both under 26years & 26 years and over.

Horse and rider of the year, junior horse and rider of the year and Horse and rider of the year club adults receive a woollen rug.

## **7.3 EXECUTIVE TROPHY**

The Executive Trophy is for the club whose top six riders at the State Gymkhana gain the most points on the day. Team events do not count for points.

Point Scoring:	1 <sup>st</sup>	6 points	2 <sup>nd</sup>	5 points	3 <sup>rd</sup>	4 points
	4 <sup>th</sup>	3 points	5 <sup>th</sup>	2 points	6 <sup>th</sup>	1 point

Points for pairs classes are allocated half to each rider. For example in a pairs class the pair receiving 1<sup>st</sup> place will be given 3 points each.

## **SC PART 02 DRESSAGE**

### **ORDER OF COMPETITON**

All dressage events to be run on the first day of the State championship with presentations for all events except horse and rider of the year to follow.

On the second day of the state championships the events will be in the following order; Mounted games, Horse and rider of the year game, horse and rider of the year show Jumping followed by the show Jumping C,B and A. Presentation for all events to be conducted at the end of the show Jumping. Time permitting gymkhana to follow.

### **1.0 General**

**1.1** Gate-keepers must be provided for Pony Club State Championships

**1.2** Dressage performance cards will be required for State Champs, if competing in dressage.

## **2.0 STATE TEAM COMPETITIONS**

Zones determine how their teams are selected.

Two age groups for each competition (1) rider under 26years (2) riders 26years &over

Zone dressage teams must consist of four different riders, however if the zone has more than one team in each level, a rider may ride a different horse in each team

Each team comprises four combinations from one zone riding individual dressage tests. A team's score is the sum of all four individual tests. The winner is the team with the highest aggregate score. Where the competition is run in two ring, two riders from each team must compete I each ring. E.G rider's rider's 1 & 3 in one ring and 2 & 4 in another ring.

Where the competition is run in two rings, two sets of individual prizes will be awarded.

## **2.1 ZONE TEAM DRESSAGE COMPETITION**

The test used is selected at the PCASA Annual General Meeting. EA accredited judges must be used for the SADA/Elementary competition.

EA accredited judges must be used for all SADA/Elementary, Novice & Preliminary Dressage competitions.

## **2.2 ZONE TEAMS ELEMENTARY DRESSAGE**

Currently known as the SADA cup this competition is conducted annually at PCASA State Championships-riders must be financial, qualified and have appropriately graded dressage card & be nominated by their zone secretary.

## **2.3 ZONE TEAMS NOVICE & PRELIMINARY DRESSAGE**

Riders must be financial, qualified and have appropriately graded dressage card & be nominated by their zone secretary.

## **2.4 TOTAL NUMBER ENTRIES PER ZONE OVER ALL DRESSAGE LEVELS**

Zone may enter the following number of competitors in total across 3 dressage competitions listed above.

Riders under 26yrs -Each zone to nominate a maximum of 4 teams and or individuals with a maximum of 20 rider combinations per zone. Excluding team of the flat.

Riders 26yrs & over- Each zone may nominate a maximum of 1 team + reserve per level-if a team cannot be formed then individual riders may be nominated.

**2.5** No more than 2 horses per rider in each level. No more than 3 tests per combination per day.

## **SC PART 03 EVENTING**

### **1.0 JUDGES**

For State and Interstate competitions there must be two judges for the Dressage phase and one judge for the Show Jumping phase. These judges must be approved by the State Executive or such body approved by the State Executive.

### **2.0 GATE OPENERS**

Gate-keepers must be provided for Pony Club State ODE Championships and State ODE.

### **3.0 NUMBERS**

State ODE Championships will have a minimum of 20% of fences at maximum height.

Black numbers on:      Grade I: Pink                      Grade II: Red                      Grade III: White  
   Grade IV: Lime Green      Grade V: Blue

The use of these colours is compulsory for the marking of the course for the State Championship and state ODE

## **SC PART 04 SHOWJUMPING**

Course builders to consider standard of riders when raising heights for second round. The first round of all championship show jumping courses should be built at or near the maximum height permitted for the first round.

### **1.0 STATE TEAMS COMPETITIONS**

Club teams in Show-jumping must consist of at least three riders. If the club does not have a fourth rider, one rider may ride a second horse.

Zone teams must consist of three or four different riders, however if the zone has more than one team, a rider may ride a different horse in each team.

Team Competitions run at State Championships & Gymkhana as detailed in this rule book are run under the following rules. Zone Final competitions should be run under the following rules in order to prepare riders for the State Championship competition.

### **2.0 ZONE TEAM COMPETITIONS**

Each Zone is entitled to enter two teams in these competitions. Zones determine how their teams are selected.

#### **2.1.1 "A" GRADE ZONE TEAM COMPETITION – *THE PHAROAH CUP***

This Cup is for "A" grade riders. . Individuals may also compete in this competition.

### **2.1.2 “B” GRADE ZONE TEAM COMPETITION - *THE HYGAIN CUP***

This Cup is for “B” grade teams. Individuals may enter this competition.

### **2.1.3 “C” GRADE ZONE TEAM COMPETITION - *THE HIGHLANDER CUP***

This Cup is for “C” grade teams. No individuals may enter this competition.

## **3.0 TEAMS**

The **Pharoah Cup (A Grade)**, **Hygain Cup (B Grade)** and **Highlander Cup (C Grade)** held at the State Championships, are two round competitions. They are all Teams competitions only with the exception of the **Pharoah Cup (A Grade)** and Hygain Cup (B Grade) which is also an individual competition.

**Article No 273.3.3.2** is used for these competitions. **All** competitors jump the first round. **All non-eliminated** competitors jump the second round. The two scores for each rider are added together (ie. penalties are added together and the lowest is placed first). The best three scores (3 lowest penalties) in the team are added together to give the team score (penalty).

Zone teams must consist of at least three different riders. If the zone does not have a fourth rider, one rider may ride a second horse.

## **3.1 INDIVIDUAL COMPETITIONS**

The **A Grade** competition is also held as an individual competition in conjunction with the Teams competition. The scores of riders who are in the team jump off count towards their individual placing.

If, for example, in the individual A Grade competition there is 1 clear and 4 competitors on 4 faults after the second round. There is **NO** jump off for the individual placings. 1<sup>st</sup> place is the rider on 0 penalties, minor placings are determined by the time in the **2<sup>nd</sup> round**.

See **Page 83** for maximum heights for first, & second rounds. When the course for the second round is different from that of the first, competitors may inspect the course before the second round. The speed for both rounds must be the same.

As with all Show Jumping competitions, course maps with time allowed and the time limit must be displayed 30 minutes prior to the commencement of the competition.

# SC PART 05 TEAM ON THE FLAT

## 1.0 RULES FOR COMPETITION

### 1.1 THE COMPETITION

A “Teams on the Flat” competition is held at the PCASA State Championships each year. At their Zone Finals, each Zone chooses a team to represent them at the State Championships.

Teams on the flat can consist of 1 or more riding members from 1 or more clubs from the one Zone. They will compete in the current Team on the flat competition at their Zone finals and have the opportunity to compete at State Championships also in the current competition. They will enter State Championships as a Zone team and ride in Zone colours.(if possible)

**Team on the flat** –Under 26yrs competition the team may be comprised of 4 riders under 26, or 3 riders under 26 years & 1 rider 26yrs & over.

**Team on the flat**- 26yrs & over competition the team may be comprised of 4 riders 26yrs & over or 3 riders 26yrs & over & one rider under 26yrs.

Each zone can enter 1 team of under 26 and 1 team of over 26 and over to be the zone teams.

The competition comprises of turnout and a workout to test the coordination of horses and riders as a team (drill). Each team consists of four horse and rider combinations.

Organisers must ensure that all judges are aware of the rules and guidelines for “Teams on the Flat”.

### 1.2 SCORING

Official score sheets must be used on all occasions. These are contained in the “PCASA Dressage Pack - Teams on the Flat”, which is available from the PCASA Office.

### 1.3 GEAR CHECK

The gear check is not to exceed 6 minutes per team. The purpose of this gear check is to ensure safety and conformance to the rules.

### 1.4 PRESENTATION

The presentation section is not to exceed 15 minutes per team. The score for presentation is added to the final score for movements.

General appearance	5 points per team
Presentation of horses	5 points per combination
Presentation of saddlery	5 points per combination
Presentation of riders	5 points per combination

Judges may award marks as a whole or half mark only for all presentation sections.

The marks for each combination in the team are divided by 4 for an average score. The general appearance marks for the team are then added to this average to give a final presentation score for a maximum of 20 points. Refer to the official score sheet.

### 1.5 THE TEST

Three judges are required to judge the test. The third judge is situated at the side of the arena and judges the individual riders.

#### TEST

The scores for each judge are added together and divided by two for an average score.

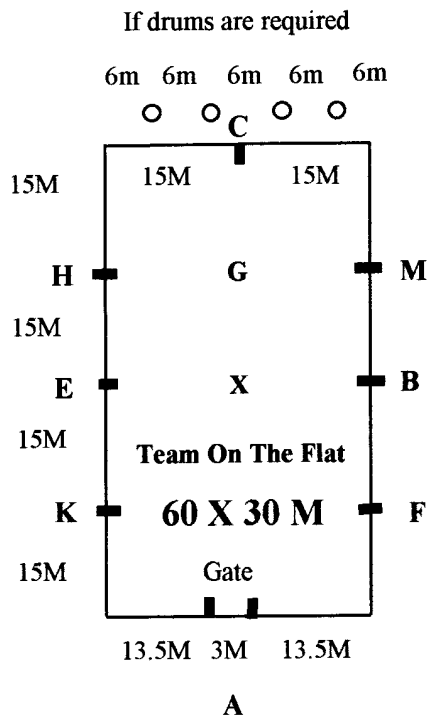
#### INDIVIDUAL RIDING

This is added to the final score for movements. A maximum of 10 marks per rider is given for individual riding.

#### 1.6 GENERAL

Saluting shall be by taking the reins in the left hand, bowing of the head and lowering of the right hand by all riders.

#### 1.7 ARENA PLAN





## 2.0 PRESENTATION GUIDELINES

### 2.1 GENERAL

It is very important to note that the eventual winners of the competition will represent their Zone at the State Championships and should be of a particularly high standard of cleanliness with healthy horses and saddlery that fits correctly and comfortably, with all gear showing signs of regular care and maintenance.

The presentation for turnout inspection is of a much higher standard than a normal Pony Club rally, but by the same token should not be judged as a Royal Show turnout event. Instructors preparing a team and persons asked to judge the presentation aspect should keep this in mind.

### 2.2 HORSE

In a team of four it is preferable that all horses match in the way they are presented. If only one is different they should not be penalised. Colour, height and whether horses are clipped should never be taken into consideration and must not affect the score. **The emphasis is on cleanliness and regular care.**

1. The horse should be clean to the skin with the coat showing nourishment and care. Particular attention needs to be paid to the areas often overlooked e.g., under the jaw, the roots of the mane, tail and forelock.
2. The feet should be cleaned out, **oiled (not painted black)** and show signs of regular care, whether shod or unshod.
3. The mane should be plaited on the side to which the mane naturally falls, preferably with an uneven number of plaits and the forelock should match the finish of the mane (a rolled plait or a loop). Bands or thread should match the colour of the mane and be as unobtrusive as possible. Tails may be either plaited or pulled. Hogged manes are not penalised.
4. Baby oil, if used, should only be sparingly applied around the face, on chestnuts and under the tail to highlight the skin.

### 2.3 SADDLERY

Teams **must** ride in the equipment they present in. **Teams changing equipment will be eliminated.** Particular attention should be paid to the comfort of the horse as well as to safety. For example, stitching, and fit of equipment.

It is preferable that a team of four should all make an attempt to match gear. For example, brow bands, nosebands, bits and saddlecloths etc.

1. All saddlery should be **thoroughly** clean and show signs of **regular** care. Old, but well maintained, saddlery is preferred to new, which may be penalised if it is hard and stiff, showing that it has not had sufficient pre-use care.
2. Saddles should fit the horse comfortably and have good clearance from the wither.
3. All straps should have adjustment available to lengthen or shorten.

4. Stitching **must** be in good condition.
5. Nosebands and throat lashes should be adjusted correctly.
6. Neck straps are optional, but if one rider wears them, all riders should.
7. Saddle cloths must be as registered for that club/zone. All should be clean and well fitting.

**The emphasis is on comfortably fitting gear and signs of regular care.**

## **2.4 RIDERS**

Whilst the team is being judged, all of its riders should sit to attention with both hands on the reins. Attention should be paid to the judge and their steward(s). If necessary, riders may need to move their horses to give safe access for the judge. There should be no need for talk between team members (except maybe for commands when presenting as a section, etc).

1. Full Pony Club uniform that is well fitting and clean.
2. Jodhpurs should be of uniform colour and long enough to fit over short boots (if worn).
3. It is preferable if one wears long boots that all four should.
4. Boots must be fully soled, show signs of regular care, and be thoroughly clean (including the sole).
5. Hard hats should fit correctly without loose straps.
6. Hair should be tidy or in a hairnet.
7. Gloves are optional, but if one rider wears them, then all riders should.
  
8. Spurs are optional. There is no penalty for some riders wearing spurs and others not.
9. No jewellery, nail polish or cosmetic make-up.
10. Fingernails should be clean.
11. Badges should be sewn in the correct place.
12. Ties should be knotted correctly and fit well up into the shirt collar.

## **3.0 TESTS AND RIDE PLANS**

Tests and ride plans for each year come in a Team on the Flat Pack which is also available from the PCASA Office or on the web page.

## **SC PART 06 STATE GAMES TEAM COMPETITIONS**

### **1.0 ENTRIES**

**1.1** In team events all Pony Club teams must be nominated by their respective Zone Secretaries. All club and zone teams must consist of riders under the age of 26 or over 26 years of age.

**1.2** Teams in Mounted Games must consist of five members, at least four of whom must be mounted. Riders may compete in either the Club Team Competition or the Zone Team Competition but not both in the same year.

### **2.0 CLUB TEAM COMPETITION**

Each zone is entitled to enter one team in this competition. Where possible, this will be the winning team from the Zone Finals. If there are less than seven teams entered for State Championships, a selection panel will invite additional club teams to fill those spots available. Only teams who have competed at zone finals that year may be invited, and team rules apply. There will be a maximum of one invitation per zone.

**Games teams** -under 26yrs competition the team may be comprised of 5 riders under 26, or 4 riders under 26 years & 1 rider 26yrs & over.

**Games team**- 26yrs & over competition the team may be comprised of 5 riders 26yrs & over or 4 riders 26yrs & over & one rider under 26yrs.

Each zone can enter 1 team of under 26 and 1 team of over 26 and over to be the zone teams

The selection panel will include the State Mounted Games Coach, plus two additional persons appointed by the State Executive Council. (E.G: State President and one of the Vice Presidents or persons nominated by Executive or President if President and one Vice President are unable to attend).

### **3.0 ZONE TEAM COMPETITION**

Each zone is entitled to enter one team in this competition. Teams must be made up of riders from two or more clubs.

# SC PART 07 PONY CLUB HORSE AND RIDER OF THE YEAR RULES

**NOTE:** The term “pony” is used in these rules to denote a horse or pony of any height.

## GENERAL INFORMATION

### 1.0 Entries

Only Club or Zone chief instructors can endorse entries for Horse & Rider for Zone Elimination Finals, and only the Zone Chief Instructor to endorse entries for PCASA State Championships

### 1.1 DRESS/SADDLERY

Refer to PCASA General Rules. Part G3 3.4 page 31

### 1.2 PONY CLUB SENIOR /PONY CLUB ADULT HORSE AND RIDER OF THE YEAR

Senior competition is open to all qualified Pony Club combinations 17 and under 26 years of age. Adult competition is open to all qualified pony club combinations 26yrs and over.

Both competitions will be run under the same rules.

Each Zone may nominate one combination in each age group to contest this award at the PCASA State Championships each year. For this competition, a different horse may be ridden to that in any championship event.

**The competition consists of three phases. Elimination from one phase means elimination from the entire competition.**

#### 1.2.1 DRESSAGE PHASE

The test will be the one which has been nominated for that year. At the completion of the dressage phase, placing and points are allocated with the winner gaining the number of point's equivalent to the number of competitors in the competition and each successive placing receiving 1 less point.

#### 1.2.2 SHOWJUMPING PHASE

A modified two round competition will be held with a course consisting of fences built to 1.0 metre in height. The first round will be on optimum time. Each competitor will then be allocated a number of points as given above. Speed is 350 m/m.

The second round will be over a shortened course against the clock and all competitors will be allocated placings and points similar to round one. The points from round 1 and 2 will then be averaged and the combination with the highest score will be the winner and gain the maximum number of points, the second highest score one less, the third highest score two less, and so on.

### **1.2.3 COMBINATION NOVELTY**

There are two possible novelties for this competition. The novelty for the current year is available from the PCASA in the “Mounted Games Pack” (See your club secretary). It is also available on the PCASA website at [www.ponyclub.asn.au](http://www.ponyclub.asn.au). The winner of this phase is the combination with the fastest time.

### **1.2.4 FINAL RESULT**

The overall Pony Club Horse and Rider of the Year is the combination which gains the highest number of points by adding the points gained from each of the three phases together. If there is equality of points at the end of the competition, the winner will be decided as follows: firstly, closest to the optimum time in the first round of show jumping; secondly, fastest novelty; thirdly, best dressage score.

## **1.3 PONY CLUB JUNIOR HORSE AND RIDER OF THE YEAR**

This competition will be run under the above rules. Dressage test to be a preliminary level test approved at the State AGM. Show jumping height 80 cm, speed 330 metres per minute. Combination novelty be the same as for the Horse and Rider of the Year. Riders be a minimum of 8 and a maximum of 16 years of age at 1<sup>st</sup> Jan in year of competition. Riders may only enter in Junior or Senior or Adult.

## **2.0 SHOW JUMPING FOR ADULT, SENIOR AND JUNIOR HORSE AND RIDER**

The show jumping for the Adult, Senior and Junior Horse and Rider of the Year is held over two rounds. See table below for heights and speeds.

The first round is closest to optimum time (both below and above up to the Time Limit) based on the speed below. Riders exceeding the Time Limit will be eliminated. Riders are placed according to how close they are to the optimum time with the least penalties and allocated points accordingly.

The second round will be over a shortened course (not heightened) and the fastest time with the least penalties is the winner. Points are allocated from first to last. Points from the two rounds are added together to determine the overall placings for phase.

Class	Height	Optimum Time Speed	Time Limit
Pony Club Horse & Rider of the Year	1m	350mpm	Double Optimum Time
Junior Pony Club Horse & Rider of the Year	.80m	330mpm	

Course maps with Optimum Time speed and the Time Limit must be displayed 30 minutes prior to the commencement of the competition.

# HORSE AND RIDER OF THE YEAR COMBINATION NOVELTY NO. 1

## ***EQUIPMENT:***

6 bending poles	6 stepping stones	1 sack
2 tyres	2 x 200 litre drums	1 letter box & letter
1 witches hat		

## ***LAYOUT:***

Refer to diagram

## ***GENERAL RULES***

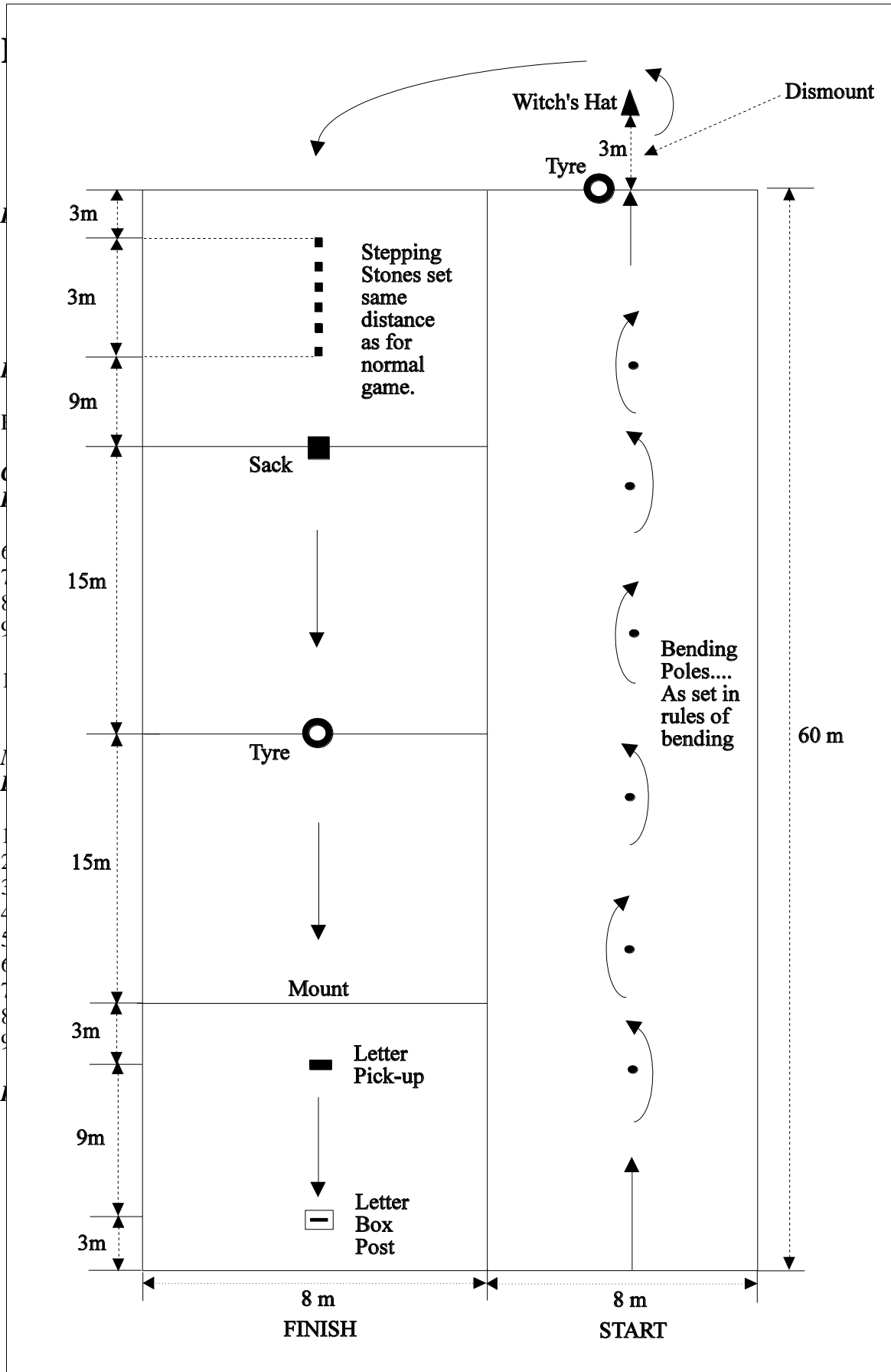
1. Moving start.
2. Rider may circle in either direction in the can race.
3. Rider may leave the first bending pole on either side.
4. Rider must correct any equipment knocked over (as per Mounted Games Rules) or be eliminated.
5. The winner is the combination finishing the course in the fastest time with all equipment in the correct position.

## ***METHOD OF PLAY:***

The rider will stand mounted on the start line and when given the signal to start, will ride to the bending poles. Leaving the first pole on either side they weave through the poles. The rider then dismounts between the tyre and the witch's hat and, leading their mount, turns left around the witch's hat, runs to the stepping stones and crosses them. The rider will then get into the sack and run or hop to the tyre, leaving the sack on the line. Still leading the mount, the rider rolls the tyre, leaving it on the next line. They then remount, pick up letter, ride to the letter box, post the letter, and then ride across the finish line. The time will be taken from crossing the start line until the finish line is crossed. The winner will be the horse and rider with the fastest time.

## ***Elimination:***

1. Stepping off or knocking over stepping stones and not setting up again and returning to first stone to cross again - this includes the last stone.
2. Not holding sack up to waist or as high as possible.
3. Letting tyre roll out of the lane.
4. If letter box is knocked over and not set up again and the letters replaced.
5. Letting go off the reins.



## COMBINATION NOVELTY NO. 2

### ***EQUIPMENT:***

8 bending poles	6 stepping stones	1 x 10 L bucket
1 flag	2 tennis ball	2
cans		
6 cones – two cut down for use with flags		

### ***LAYOUT:***

Refer to diagram

### ***GENERAL RULES***

1. Moving start.
2. Rider may circle in either direction in the can race.
3. Rider may leave the first bending pole on either side.
4. Rider must correct any equipment knocked over (as per Mounted Games Rules) or be eliminated
5. The winner is the combination finishing the course in the fastest time with all equipment in the correct position.

### ***METHOD OF PLAY***

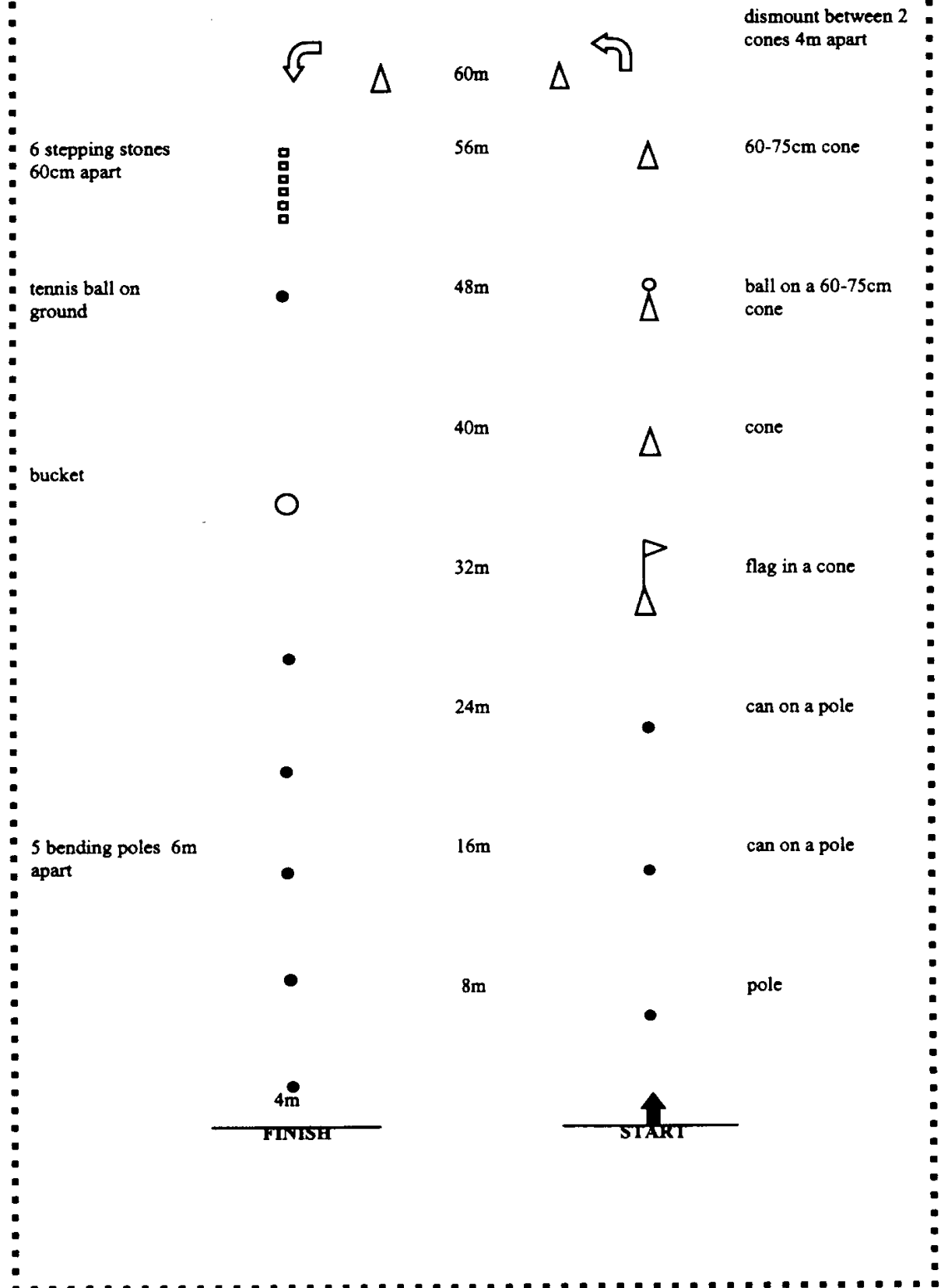
1. Collect can from 2<sup>ND</sup> pole and place on 1<sup>ST</sup> pole.
2. Collect can from 3<sup>RD</sup> pole and place on 2<sup>ND</sup> pole.
3. Collect flag from cone and place in the next cone.
4. Collect tennis ball from cone and place it on the next cone.
5. Turn left around the cones and dismount between the cones.
6. Run over stepping stones.
7. Pick up the tennis ball off the ground.
8. Remount before the bucket then place the ball in the bucket.
9. Bend between the poles.

### ***Elimination:***

1. Stepping off or knocking over stepping stones and not setting up again and returning to first stone to cross again - this includes the last stone.
2. Letting go of the reins.



# NOVELTY 2



## Horse & Rider Combination Novelty No. 3

### ***EQUIPMENT:***

6 bending poles	6 stepping stones	3 drums
5 x 45cm cones (cut out to place a tennis ball on top)		
3 tennis ball	sword	
	bottle	

### ***LAYOUT:***

Refer to diagram

### ***GENERAL RULES***

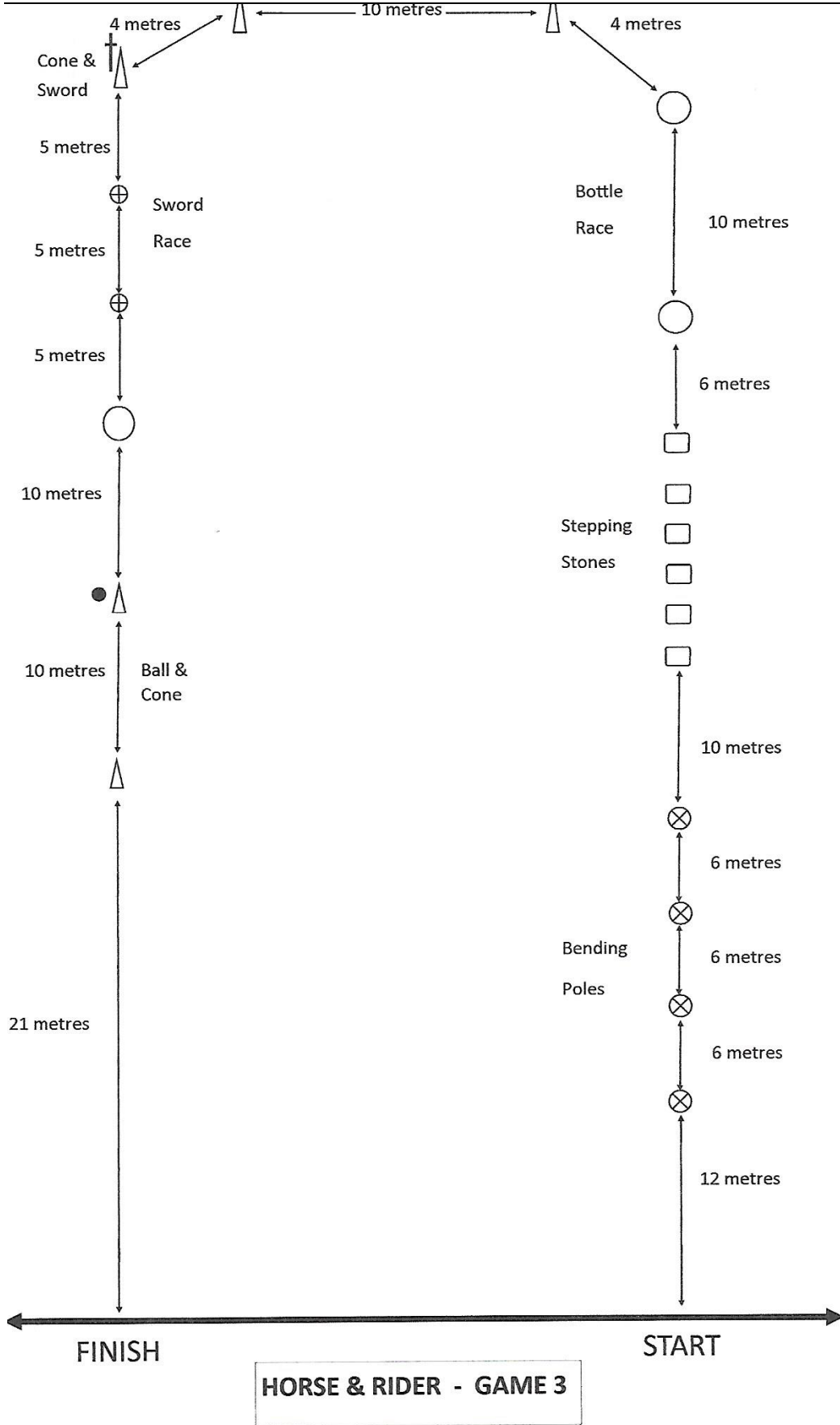
1. Moving start.
2. Rider may leave first bending pole on either side
3. Rider must correct any equipment knocked over (as per Mounted Games Rules) or be eliminated
4. The winner is the combination finishing the course in the fastest time with all equipment in the correct position.

### ***METHOD OF PLAY***

1. Rider will stand mounted on the start line and when given the signal to start
2. Bend through the poles, leaving the first pole on either side as they weave through the poles.
3. Prior to arriving at stepping stones will dismount and step on each stone as per games ruling.
4. Remount prior to drums, pick up bottle and place on second drum in an upright position as per games rules.
5. Proceed around cones to sword, pick up out of cone and pick up two rings on sword, as per game rules then place sword on drum.
6. Ride up to cone and lean down and collect tennis ball off cone and proceed to next cone and place ball on top, as per ball & cone race rules.
7. Once ball is on top of cone the rider then proceeds to finish line.
8. The time will be taken from crossing the start line until crossing the finish line, with all gear in correct position, the winner will be the combination with the fastest time.

### ***Elimination:***

1. If rider makes a mistake with each individual aspect of each game, as per rules of each game found in the Mounted games and rules section or on the Pony Club website, and does not go back and fix the mistake
2. Letting go of the reins.



## **SC PART 08 STATE GYMKHANA**

### **1.0 TEAM COMPETITION**

**1.1 The SunSmart Cup (A Grade), Pridham Shield (B Grade) and Heine Cup (C Grade)** are Club Team competitions held at the State Gymkhana and are not a championship event. An individual A & B Grade competition may be run concurrently.

**1.2 Composite Teams for SunSmart, Pridham and Heine competitors.** Any riders who have not fitted into a club team as stated above are eligible to be placed into a composite team. Where a club cannot field a team riders must indicate on their entry form whether or not they wish to be placed in a composite team. Composite teams will be drawn by the organizers and posted at least 30 minutes prior to the start of the competition. This competition will be run separately from the club team's competition and riders are not eligible to win the SunSmart Cup, Pridham Sheild or Heine Cups.

#### **1.1.3 TEAMS COMPETITION**

Article No 273.2.1 is used for these competitions. All competitors jump the first round. All non-eliminated competitors jump the second round. The two scores for each rider are added together (ie. penalties are added together and the lowest is placed first). The best three scores (3 lowest penalties) in the team are added together to give the team score (penalty).

#### **1.1.5 D & E GRADE INDIVIDUAL COMPETITIONS HELD AT THE STATE GYMKHANA**

Both the D & E Grade competitions are held as a modified Article245.3 (AM7) or a modified Article 238.1.2 (AM3 depending on the time available and the number of competitors. If time is limited and numbers are high it is suggested that Article245.3 (AM7) is used.

Article 245.3 (AM7) the competitor with a clear round rides the jump-off course before leaving the arena. In this modified version the rider with the time closest to optimum time above or below is the winner. The competitor has 45 seconds only to go through the starting flags after the Judge sounds the bell for the jump-off. The 245.3 (AM7) jump off may include two (2) new obstacles in the course.

Article 238.1.2 (AM3) all competitors with clear rounds return to ride a heightened jump off course. In this modified version the rider with the time closest to the optimum time above or below is the winner.

If there is a tie for first place with all tied riders on penalties (other than 0) then the course is not heightened.

As in all show jumping competitions a course plan with the appropriate details and times MUST be posted prior to the commencement of the class.

### **3.0 CLUB TEAM COMPETITIONS**

These events are run at the State Gymkhana and are not championship events. Individuals may also compete in these competitions.

Members must enter individually, in accordance with the conditions stated in the official schedule. Any club may nominate teams of three or four riders, in each grade, with the best three scores to count. If a club can field a team, the club must do so before any of its riders are eligible for a composite team. Club teams must be nominated by the time stated in the official schedule.

#### **3.1.1 "A" GRADE CLUB TEAM COMPETITION - *THE SUNSMART CUP***

This Cup is for "A" grade riders.

#### **3.1.2 "B" GRADE CLUB TEAM COMPETITION - *THE PRIDHAM SHIELD***

This Shield is for "B" grade riders.

#### **3.1.3 "C" GRADE CLUB TEAM COMPETITION - *THE HEINE CUP***

This Cup is for "C" grade riders.

#### **3.1.4 COMPOSITE TEAMS FOR THE SUNSMART, PRIDAM AND HEINE COMPETITIONS**

Any riders who have not fitted into a club team as stated above, are eligible to be placed into a composite team. Where a club cannot field a team, riders must indicate on their entry form whether or not they wish to be placed in a composite team. Composite teams will be drawn by the organisers and posted at least 30 minutes prior to the start of competition. This competition will be run separately from the club team's competition and are not eligible to win the Pharaoh Cup, Pridham Shield or Heine Cups.

### **4.0 ASSOCIATION CUP**

For the most successful club in the State gymkhana.

Points are taken from the top 6 riders from each club and added together.

The club with the most points wins the cup.