

P.C.A.S.A. TEAM ON THE FLAT DRESSAGE TEST No. 2 - issued 1/1/2006
"CROWLEY TEAM RIDE"

Team: _____

Note: SHOULD A HORSE LEAVE THE ARENA 10 PENALTIES AND CONTINUE.

Penalties: Wrong Course - 1st Time - 2 Points, 2nd Time - 5 Points, 3rd Time - 10 Points, 4th Time - Elim.

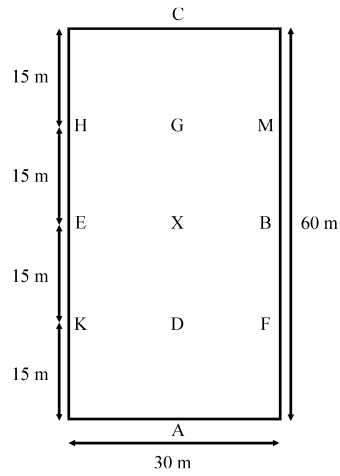
Use of voice - 2 points each time, with the exception of the Team Captain who is permitted to whisper short commands only.

No whips allowed

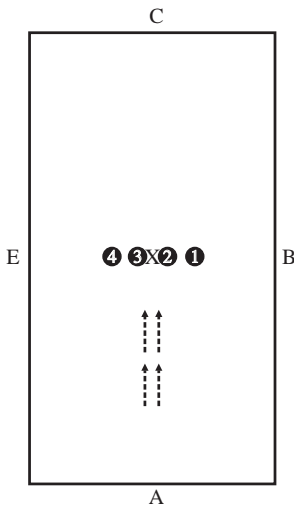
		TEST	MAX MARK	JUDGES MARKS	REMARKS
1	A X	Enter in pairs at trot rising. 10 m between pairs. Halt in a line abreast (4, 3, 2 & 1). Salute. Proceed at trot rising.	10		
2	C	Turn right around arena to A.	10		
3	A X	Half circle right to X. Trot rising. Half circle left to C. Rising trot.	10		
4	C H FXH H	Between C & H form pairs. Riders 3 & 4 dropping back. Change rein. Show some lengthen stride. Trot rising.	10		
5	B X X	Turn right. Riders 1 & 3, 1½ circle right, 30 m sitting trot. Riders 2 & 4, 1½ circle left, 30 m sitting trot.	10		
6	C A	Riders 1 & 3 canter circle right 20 m. Riders 2 & 4 canter circle left 20 m. On returning to C, riders 1 & 3 rising trot. On returning to A, riders 2 & 4 rising trot.	10		
7	B E A	Turn single file in order 1, 2, 3 & 4. Turn left. Turn down centre line.	10		
8	C	On reaching C, riders 1 & 3 turn left, riders 2 & 4 turn right. Rising trot around arena to A.	10		
9	A C	Form pairs 1 & 2, 3 & 4. Riders turn down centre line. Pair 1 & 2 turn left, pair 3 & 4 turn right. Rising trot around arena to A.	10		
10	A X G	Form team of four. Turn down centre line. Walk Halt. Salute	10		
11	A	Wheel right on centre line. When straight, trot rising. Leave arena in pairs. Riders 1 & 2 first then followed by riders 3 & 4.	10		
		Team Co-operation	10		
Total Points			120		

JUDGE'S SIGNATURE:

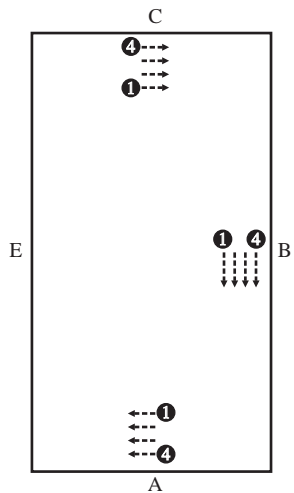
**P.C.A.S.A. TEAM ON THE FLAT
DRESSAGE TEST No. 2
- issued 1/1/2006
THE DORIS CROWLEY TEST**



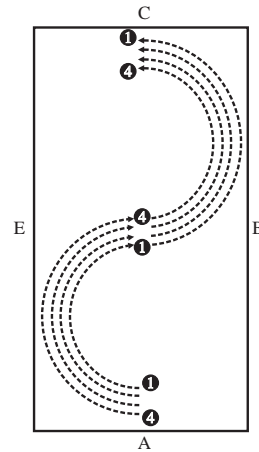
- 1. A Enter in pairs, trot rising, 10 m between pairs.
- X Halt in line abreast, salute. Proceed at trot rising.



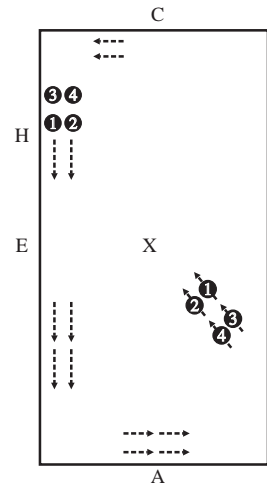
- 2. C Turn right around arena to A.



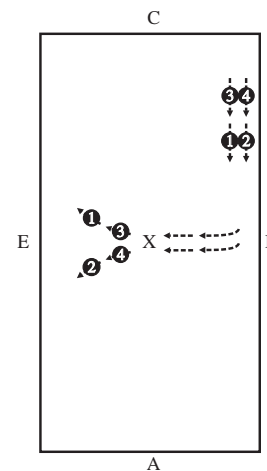
- 3. X Half circle right to X, trot rising.
- X Half circle left to C, trot rising.



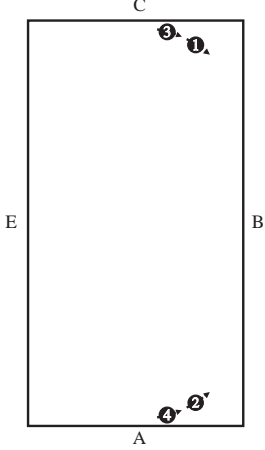
- 4. C Between C & H form pairs.
- H Riders 3&4 dropping back.
- FXH Change rein, show some lengthening of stride.
- H Trot rising.



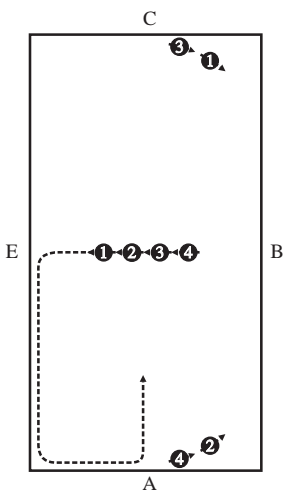
- 5. B Turn right.
- X Riders 1&3, 1circle 20m 1/2 circles right, 30 m sitting trot.
- X Riders 2&4, 1circle 20m 1/2 circles left, 30 m sitting trot.



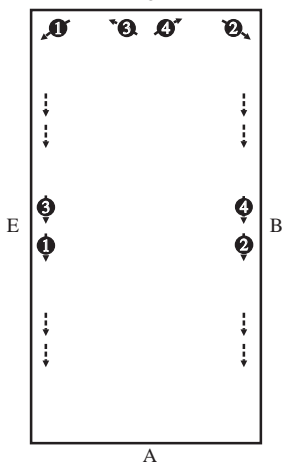
6. C Riders 1&3 canter circle right 20 m.
 A Riders 2&4 canter circle left 20 m.
 On returning to C, riders 1&3 rising trot. On returning to A, riders 2&4 rising trot.



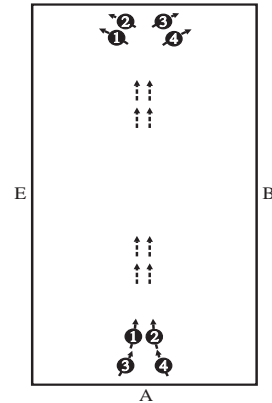
7. B Turn single file in order 1, 2, 3, 4.
 E Turn left.
 A Turn down centre line.



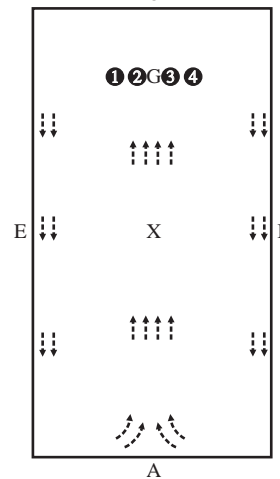
8. C On reaching C, riders 1&3 turn left. Riders 2&4 turn right.
 Rising trot around arena to A.



9. A Form pairs 1&2, 3&4 riders turn down centre line.
 C Riders 1&2 turn left. Riders 3&4 turn right.
 Rising trot around arena to A.



10. A Form team of four.
 Turn down centre line.
 X Walk.
 G Halt, salute.



11. A Wheel right onto centre line.
 When straight, trot rising.
 A Leave the Arena in half-sections, firstly riders 1 & 2, followed by riders 3 & 4.

