


## TEAM GAMES

### Bank Race

1 cone with number holder and 4 numbers with the red side outwards on the centre line (number 1 to be hanging on the start line side of the number holder with 0's hanging on the other three hooks), and 1 bank stand on the 3 metre mark at the changeover end, offset between the bending pole lines.



Rider 1 rides to the cone, collects a number, rides to the stand, hangs the number, by the eyelet, on a hook on the board with the black side showing, and rides to cross the Start/Finish line.

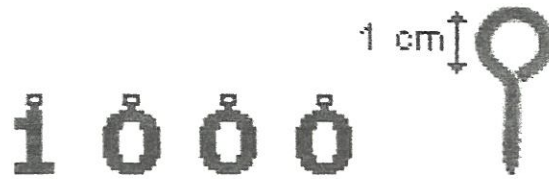
Riders 2, 3, and 4 repeat the actions of Rider 1.

Riders may only remove numbers from the number holder whilst the holder is resting on the cone. Riders must place the number they have taken from the cone from the mounted position (rule CR6.3 does not apply for this action). Numbers already on the board which are displaced may be replaced from the ground.

The numbers may be collected from the cone in any order, but must be hung on the board in the correct position so that it reads 1, 0, 0, 0 from left to right with all numbers showing black. **Numbers, when on the cone, must face with the red outwards at all times during the race.**

## Bank Numbers

The numbers are 1, 0, 0, and 0, red on the back and black on the front, 5cm by 10cm.




Each number has an "eye" at the top by which it can be hung on the hooks in both the bank stand (above), and the bank number holder (below). The eye has a diameter of 1cm. Eyes should be made of smooth uncovered metal.

## Bank Number Holder

A 20cm square, 4cm thick, collar with a central hole to fit over a large cone (see below under "Cones") so that the bottom of the collar sits 58cm above the ground.

A hook is attached to the middle of each of the four edges of the holder. Cup Hooks with the same dimensions and made of the same material as those on the Bank Stand are used.



## Bank Stand

Represents a cheque, which is painted on a board 60cm by 30cm. The board is fixed to a vertical stand so that the top of the board is 2m13 above the ground. The stand may be fitted with either a metal spike or some other form of stabiliser to hold it securely upright and to maintain the cheque in position facing the riders. 4 hooks to hold numbers are attached to the board on the right side, 10cm from the top and spaced 10cm apart. Cup Hooks of 3.8cm in hook length with a screw in length of 1.5cm and a hook diameter of 2.2cm are used. Hooks should be made of smooth uncovered metal.

